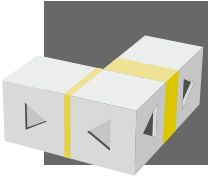



Easy Installation  
without filler needed



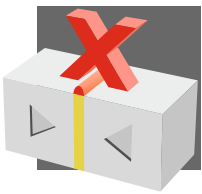
Waterproof




Follows the movement  
of the concrete



Withstands high intensity  
traffic



Does not extrude  
beyond the joint




Exceptional longevity  
without maintenance

Expansion joint



Curved joint



Contraction joint



Simulated joint



Cover joint



Metal Element joint

